


DELVAL EQUIPMENT

CORP

LEVELPAC

Level Problems Have You Feeling A Little Uneasy?

- Poor Steam Quality Due To High Water?*
- Boiler Failures Due To Low Water?*
- Finding Out About Your Problems Too Late?*




The Delval LEVELPAC Water Level Controller Is A State Of The Art Digital Controller That Can:

- Give you tighter level control and improve steam quality*
- Eliminate parts hassles*
- Easily display level, setpoint, and valve position*
- Retrofit almost all package firetube and watertube boilers*
- Provide enhanced alarming*
- Provide level setpoint changes with the push of a button*

BOILER CONTROL FROM THE COMPANY YOU KNOW
The boiler experts, that's who.....

.....DELVAL EQUIPMENT, That's who!


Totally self contained electronics and terminals in a rugged NEMA 4X housing to ensure water tight safety from piping leaks and outside elements



The LEVELPAC from Delval Equipment is the only level controller you will ever need to keep your water level at a constant. This state of the art controller can be matched with almost any existing valve arrangement or implemented as a turnkey package on any boiler. The LEVELPAC is so versatile, compact, and easy to maintain that it will turn all those water level related problems into a bad memory.

The LEVELPAC comes standard with features like:

- Back-lit display for clear, strain-free vision of all controller data.
- Large, intuitive pushbuttons make for easy use by even the most hard to please operators.
- NEMA 4X case to survive the harshest environments (indoor or out).
- State of the art electronic measurement (0.05% of span) for one of the most accurate readings you can get.
- Solid state electronic measurement and control means no drift due to vibration.
- 2 High and 2 Low alarms with contacts for connection to an alarm horn.
- Pushbutton auto / manual control
- Online maintenance and calibration
- Works with Optional Accufeed feed water valve



(Accufeed feed water valve)



431 Fehleley Drive
King of Prussia, PA 19406

Ph: (610) 275-3599
Fx: (610) 275-4510

Ask you rep or salesman more about the full line of boiler controls
Delval Equipment Corp. has to offer!

ACCUFEEED Fluid Control Valve by:



**TIRED OF EXPENSIVE PNEUMATIC REPAIRS & RECALIBRATIONS?
LOOKING FOR A TIGHT SHUTOFF FEEDWATER VALVE?
OVERHEATING VALVE DRIVE MOTORS FREQUENTLY?
THEN CONSIDER INSTALLING DELVAL EQUIPMENT'S ACCUFEEED!**



APPLICATIONS:

- ◆ Any type of hydronic level control, except waste water.
- ◆ Boiler feed water.
- ◆ Condensate tank make-up water.
- ◆ Deaerator tank make-up water.


FEATURES:

- ◆ Tight shut-off bi-directional ball valve.
- ◆ Heavy duty modulating motor.
- ◆ Indirect connection between motor and valve (linkage) eliminates the hazard of motor burnout due to thermal heat transfer from the feed water to the motor.
- ◆ Applicable to on-off or modulating water level control.
- ◆ Auxiliary contact available for starting Chemical Pump.

ACTUATOR SPEC:

Honeywell "Modutrol IV" motor (M9184B) with internal 120/24V transformer.

<u>Stroke:</u>	30 seconds @ 90°
<u>Torque:</u>	150 lb.-in. running, 30 lb.-in. breakaway.
<u>Electrical:</u>	120 volt/1 phase/60 hertz, 0.24 amp, 23 watt, (1) Auxillary switch 7.2 amp @ 120V/3.6 amp @ 240V.
<u>Input:</u>	For On/Off: SPDT (3 wire). For Proportioning: 0-135 ohm (3-wire) 4-20 mA (2-wire)



DA/CONDENSATE TANK APPLICATIONS:

<u>VALVE SIZE</u>		<u>CAPACITY, US GPM</u>			
<u>INCHES</u>	<u>CV</u>	<u>30PSI*</u>	<u>40PSI*</u>	<u>50PSI*</u>	<u>60PSI*</u>
1"	32	124	160	189	215
1 1/4"	46	178	230	272	309
1 1/2"	82	318	410	485	550

* Water pressure at valve inlet

BOILER FEEDWATER APPLICATIONS:

ON/OFF LEVEL CONTROL

<u>BOILER SIZE</u>	<u>VALVE SIZE</u>	<u>FLOW COEFFICIENT</u>
Up to 270 Hp (9,315 #/Hr)	3/4"	12 Cv
271 Hp to 640 Hp (9,350 #/Hr to 22,080 #/Hr)	1"	32 Cv
641 Hp to 1,050 Hp (22,115 #/Hr to 36,225 #/Hr)	1 - 1/4"	48 Cv
1,051 Hp to 1,500 Hp (36,260 #/Hr to 51,750 #/Hr)	1 - 1/2"	82 Cv
1,501 Hp to 2,700 Hp (51,785 #/Hr to 93,150 #/Hr)	2"	120 Cv

MODULATING LEVEL CONTROL:

<u>BOILER SIZE</u>	<u>VALVE SIZE</u>	<u>FLOW COEFFICIENT</u>
Up to 390 Hp (13,455 #/Hr)	3/4"	12 Cv
391 Hp to 1,100 Hp (13,490 #/Hr to 37,950 #/Hr)	1"	32 Cv
1,101 Hp to 1,800 Hp (13,985 #/Hr to 62,100 #/Hr)	1 - 1/4"	48 Cv

The ACCUFEEED is available from stock. Call your Delval Equipment representative for pricing, or call 1-800-325-9361 and ask for the Parts Department.

Delval Equipment Corporation
431 Feheley Drive
King of Prussia, PA 19406
Phone: 610-275-3599

Delval Equipment Corporation
840 N. 7th Street
Lebanon, PA 17046
Phone: 717-274-3727

Delval Equipment Corporation
295 Meadowlands Blvd.
Washington, PA 15301
Phone: 724-743-0410